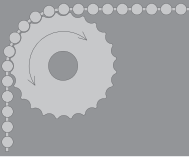


PUSH-PULL gear driven technology

exterior door



HIGH SPEED OPERATION

Up to 31.2 in/s, depending on the size.
Closing speed up to 31.3 in/s.

SAFETY ENGINEERED

Each door panel is made of a resilient curtain material and comes standard with our unique soft bottom edge technology. No stiffeners or rigid bottom bars are used preventing injuries to workers or damage equipment. A wireless reversing edge and built-in infrared sensors protect against the 4 different types of accidents.

DOOR OPERATION

An advanced gear driven push-pull system assures that the All Weather M3 door will operate smoothly. The curtain is positively driven in both directions, eliminating maintenance and damage prone tension systems, wind stiffeners and bottom bars.

PRESSURE RESISTANCE

Spring-loaded, pivoting side guides and encapsulated curtain edges provide superior seal. This well designed mechanism allows reliable operation under high pressure. No wear prone and contamination generating blade or brush systems are required.

USER-FRIENDLY CONTROL

Our state of the art DYNALOGIX controller, housed in a NEMA 4/12 enclosure, provides self-diagnostic and programming functions. The multi-character LCD screen gives immediate visual control over the door status at any moment. A rotary disconnect, push button and emergency stop are standard.

SELF-REINSERTING

WITHOUT INTERVENTION

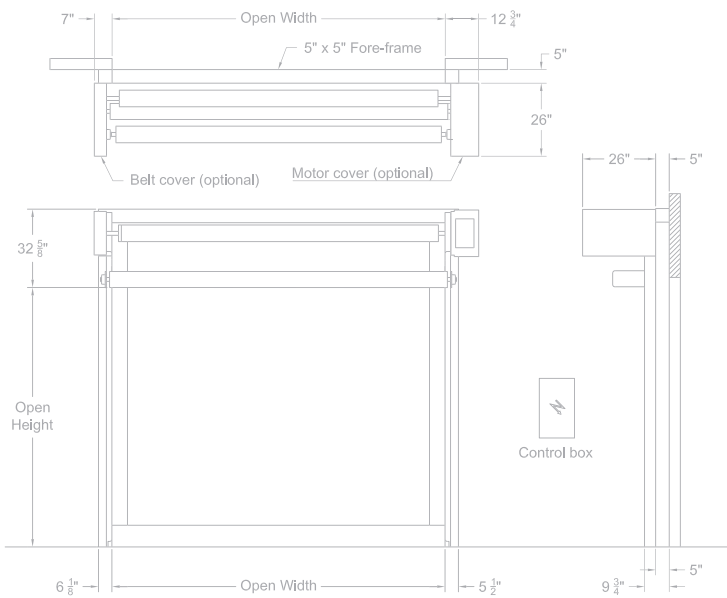
The curtain automatically reinserts itself when dislodged. No manual intervention, or production downtime.

DYNACO **All Weather M3** High Performance Door



DYNACO
High Performance Doors

Dimensions and installation requirements



TECHNICAL SPECIFICATIONS

Door Dimensions	Min. 18 ft W x 18 ft H Max. 39 ft W x 18 ft H
Operating Speed (depending on door size)	Up to 31.2 in/s open 31.3 in/s closing
Safety features	Soft bottom edge design with wireless reversing edge and built-in infrared sensor. No coil cords.
Wind resistance	Equivalent to winds up to 110 mph, depending on door size.
Door Panel	27oz reinforced PVC vinyl with choice of color and vision.
Structure	Frame constructed of structural galvanized steel channels of 3 15/16" x 1 15/16" x 1/8".
Side guides	Inner side guides in Polyethylene (PE-UHMW 1000); retained in steel C channels 7/8" x 1 9/16", on springs pivoting.
Fore Frame	Painted fore frame included, with guide roller
Motor	IP65 rated direct drive unit utilizes soft start/stop technology, absolute encoder and dynamic braking.
Control box	UL approved industrial control panel housed in NEMA 4/12 enclosure. DYNALOGIX controller with variable frequency drive and high resolution encoder.
Power supply Frequency	Voltage: 208-240VAC, 480VAC, 575VAC. Motor 3.35HP, 3ph, 60Hz. Protection degree IP65.

Door specifications and technical data subject to change without notice.

Dynaco offers a comprehensive range of products for industrial, commercial, and institutional applications, including high-performance doors. Built on nearly 200 years of accumulated expertise, Dynaco is the preferred partner of distributors and the number one choice of end user customers, providing innovative products, technical expertise and a portfolio of industry leading brands.

The Dynaco products are protected by worldwide registered patents. As part of its policy of continuous product development, Dynaco reserves the right to change the characteristics of its products or components without prior notice. Disclaimers: For a correct use of our products, please refer to our manual. Everything that is mentioned in this brochure is only valid under the terms of use in the user manual and on condition that the door was properly installed and maintained and has not undergone abuse or neglect.

© ASSA ABLOY. All rights reserved. Technical data subject to change without notice. Part of ASSA ABLOY.



935 Campus Drive Mundelein IL 60060
P: 1-800-459-1930 or 1-847-562-4910
F: 1-800-459-1960 or 1-847-562-4917
Email: info@dynacodoor.us
www.dynacodoor.us

DYNACO All Weather M3 High Performance Door

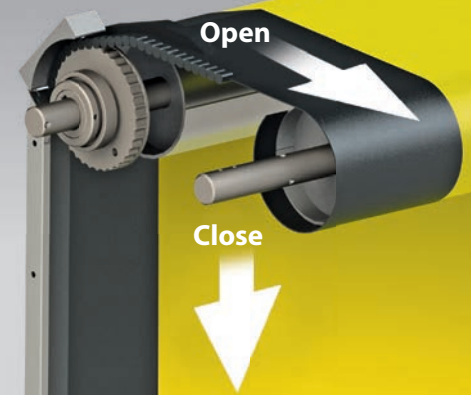
Designed for a large exterior application with extreme weather and high wind loads, the DYNACO All Weather M3 door is a safe and reliable high speed, high cycle door

DYNACO All Weather M3 doors are the optimal choice when the application is a high pressure area. This door operates reliable in areas that are subject to pressure of up to 110mph wind resistance. Incorporating patented "Push-Pull" gear drive technology, the All Weather M3 operates at higher opening and close speed than gravity doors.

The unique combination of technology and industrial engineering make this All Weather M3 door a great performer with a top safety level. The door operates without the need for weighted or rigid components, reducing maintenance and increasing safety for goods and people. A fast open/close cycle, environmental control and reduction of energy cost are just a few of its extra advantages.

The DYNACO All Weather M3 will automatically reinsert itself in its side guides should the curtain be accidentally hit. No manual intervention required

"PUSH-PULL"^{PT} drive technology



Side guide reinforcement

AW
reinforcement

Side guide and M3 zipper

1. Curtain
2. Seal
3. Drive teeth
4. Polyethylene inner guide
5. Spring
6. AW reinforcement
7. Structural steel U channel

